

# BASELINE MOBILITY ASSESSMENT (BMA) AND RETURN MIGRANT WORKER SURVEY | ROUND 2 - DECEMBER 2023 KYRGYZSTAN

INTERNATIONAL ORGANIZATION FOR MIGRATION (IOM)  
MOBILITY TRACKING MATRIX (MTM)



Co-Funded by  
the European Union



Schweizerische Eidgenossenschaft  
Confédération suisse  
Confederazione Svizzera  
Confederaziun svizra

Swiss Agency for Development  
and Cooperation SDC

International Organization for Migration (IOM)  
Global Data Institute (GDI)  
Taubenstraße 20-22  
10117 Berlin  
Germany

International Organization for Migration  
Ibraimova 103  
business center Victory  
Bishkek  
Kyrgyzstan

## Disclaimer

The data used in this report was collected under a collaborative effort by the IOM Kyrgyzstan Mission. The designations employed and the presentation of material throughout the work do not imply the expression of any opinion whatsoever on the part of IOM concerning the legal status of any country, territory, city or area, or of its authorities, or concerning its frontiers or boundaries.

The following citation is required when using any data and information included in this information product: “International Organization for Migration (IOM), December 2023. MTM Baseline assessment and surveys: returning migrant workers in Kyrgyzstan. IOM, Kyrgyzstan” For more information on terms and conditions of DTM information products, please refer to: <https://dtm.iom.int/terms-and-conditions>

© 2024 International Organization for Migration (IOM)

## CONTACT US

For further information, please contact the MTM Team:

✉ [iomkyrgyzstan@iom.int](mailto:iomkyrgyzstan@iom.int)

f [Facebook.com/IOMkyrgyzstan](https://www.facebook.com/IOMkyrgyzstan)

🐦 [twitter.com/IOMKyrgyzstan](https://twitter.com/IOMKyrgyzstan)

📷 [instagram.com/iomkyrgyzstan/](https://www.instagram.com/iomkyrgyzstan/)



## ABOUT MTM REMAP

The Mobility Tracking Matrix (MTM) is a system that tracks and monitors displacement and population mobility. It is designed to regularly and systematically capture, process, and disseminate information to provide a better understanding of the movements and evolving needs of people on the move, whether on site or en route.

In June- August 2023, MTM conducted the second round of its Baseline Mobility Assessment (BMA) in Kyrgyzstan to track mobility, provide information on population estimates, geographic distribution of migrant workers and return migrants, reasons for migration, countries of return, and periods of migration. MTM enables IOM and its partners to maximize resources, set priorities, and develop better-targeted, evidence-based, mobility-sensitive and sustainable migration policies and plans. For more information about MTM Kyrgyzstan please visit <https://dtm.iom.int/kyrgyzstan>

### 3 TARGET POPULATIONS

Through the BMAs, MTM tracks the locations, population sizes, and period of mobility of three core target population categories:

#### 1. Return Migrant

The movement of Kyrgyz nationals returning home after having moved away from Kyrgyzstan and crossed an international border.

#### 2. Migrant Worker

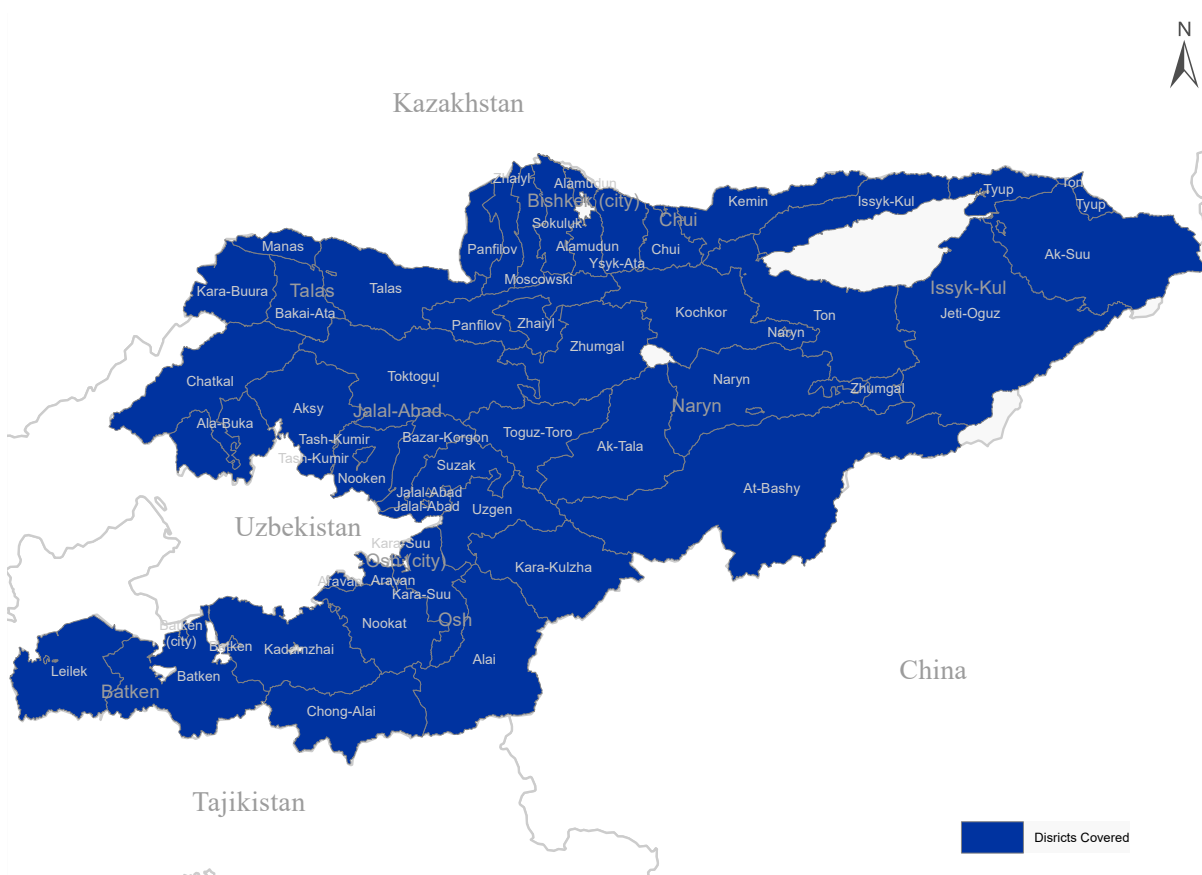
A migrant worker is defined as a person who is to be engaged, is engaged or has been engaged in a remunerated activity in a State of which he or she is not a national.

#### 3. Emigrant

Kyrgyz national who moved from Kyrgyzstan to another country, so that the country of destination effectively becomes their new country of usual residence<sup>1</sup>.

Data on population sizes for the 3 target population categories is collected by time of mobility, categorizing them yearly for 2020, 2021 and 2022, and 2023.

MAP 1 GEOGRAPHIC COVERAGE







## SUMMARY OF KEY FINDINGS

9 regions covered



45 rayons assessed



1,042 key informants interviewed



1,228 returned migrants interviewed



48,130 individuals returned from abroad



2 in 5 returned migrants  
41% individuals interviewed were reported the sole/primary providers for their households

The Ministry of Labour, Social Security and Migration (MLSSM) of Kyrgyzstan provided support with the BMA and field survey; the BMA was administered in June and August 2023, and the field survey with returned migrant workers in November 2023. MTM teams assessed 984 locations including quarterly committees across Kyrgyzstan for the 2nd Round of the BMA in close coordination with MLSSM the key informants were representatives of local government offices such as Ayil Aimaks. MTM interviewed 1,228 return migrants using the BMA as the universe for the survey sample.

### METHODOLOGY

The key informant interviews and surveys were conducted using IOM MTM system in Kyrgyzstan. MTM is adapted to the context of Kyrgyzstan based on IOM's Global Displacement Tracking Matrix (DTM) methodology<sup>1</sup>. DTM is a system for collecting and analyzing data to disseminate important multi-layered information about the mobility, vulnerabilities, and needs of displaced and mobile populations to enable evidence-based migration management.

DTM's Mobility Tracking Baseline Assessment and Survey methods were implemented for this study. Baseline Assessment was done through key informant interviews while Surveys were conducted with returning migrant workers. Key informants were selected based on their knowledge of the areas, migrant situation, local community, and mobility in their locations. They included heads and representatives of local government administrations. The key informant interviews were recorded on tablets using KoBo software. The interview form covered questions on when, where, and why the migrant workers returned.

The Survey locations were selected based on the results of IOM's BMA on returning migrant workers. The survey questionnaire was developed based on IOM's similar studies in Central Asia and in consultation with internal and external thematic experts. The questionnaire included questions on socio-economic profile, migration experience, employment, remittances, needs, and vulnerabilities.

The Survey sample was calculated based on a BMA on the presence of returning migrant workers in the selected locations. The interviews were performed using tablets and the KoBo software. All interviews were anonymous and IOM's Data Protection Principles<sup>2</sup> were observed throughout the entire data cycle.

Data collectors approached potential respondents using the snowball method to obtain their informed consent. Data collection was conducted in collaboration with the MLSSM of Kyrgyzstan and its regional offices who extended their technical expertise and staff resources to support the study.



<sup>1</sup><https://dtm.iom.int/about/methodological-framework>

<sup>2</sup><https://www.iom.int/data-protection>

# BASELINE MOBILITY ASSESSMENT


---



## DEMOGRAPHICS OF INTERNATIONAL RETURN MIGRANT WORKERS

Between 2020 and 2023, a total of 135,782 migrant workers returned to Kyrgyzstan. The highest number of returnees was from the Russian Federation (122,125 individuals, 89%), followed by Kazakhstan (8,072 individuals, 6%), the Republic of Türkiye (4,380 individuals, 3%), and the Republic of Korea (947 individuals, 1%). Sixty-four per cent of the migrant workers who returned are men. Most of the migrants who returned home are in Jalal-Abad Oblast (46%) followed by Bishkek (12%).

### Return Migrants By Country Of Return



## REASONS FOR RETURN

The primary cause for the majority of the individuals (54%) to return was family-related matters such as visiting families, attending family and relatives-related events including marriage and burial ceremonies, and overall providing support to family members. Another significant factor prompting returns (15%) was the expiration of work permits and the loss of economic opportunities due to COVID-19 (8%). Conflict and general security situations in host countries were the main reasons for seven per cent of working migrants to return while six per cent of the working migrants reported that they returned because of the partial mobilization issues in the Russian Federation. A smaller group of migrant workers returned to Kyrgyzstan because of sanctions (5%). Moreover, there is a growing trend in the number of returnees. For example, in 2023, the number of returned migrants increased by 40 per cent compared to 2022.

### Reasons for Return

Family issues	Expiration of work permit	Loss of economic opportunities due to COVID	Conflict and general security situation	Partial mobilization of the Russian Federation	Economic sanctions	Other
54%	15%	8%	7%	6%	5%	4%



## INTERNATIONAL MIGRANT WORKERS | BY PROVINCE OF ARRIVAL

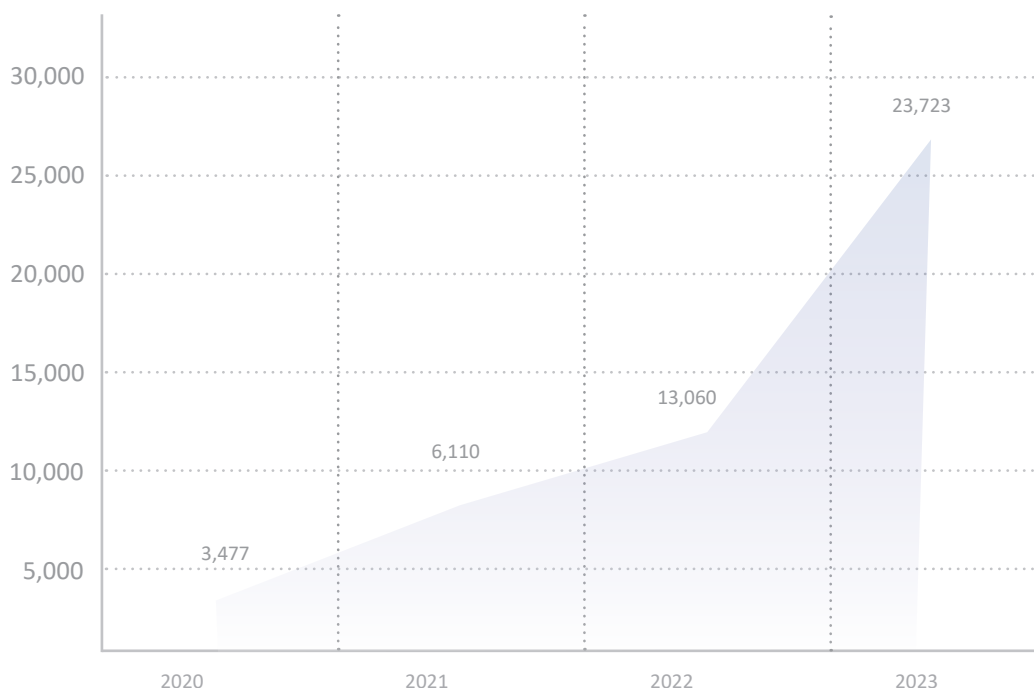
According to key informants representing local government authorities, the data for international migrants in Kyrgyzstan between 2020 and 2023 indicates a total of 46,370 individuals engaged in or previously engaged in remunerated activities within the country. Of them, 23,723 international migrants have been reported in 2023, 13,060 in 2022, 6,110 in 2021, and 3,477 in 2020. These migrants have resided in Kyrgyzstan for at least one month.

These figures provide valuable insights into migration patterns and the demographic composition of migrant populations within the country.

The top three locations in Kyrgyzstan where the international migrant workers located between 2020 and 2023 include Jalal-Abad Oblast (19,027 international migrants), Bishkek (14,046), and Chui Oblast (4,912).

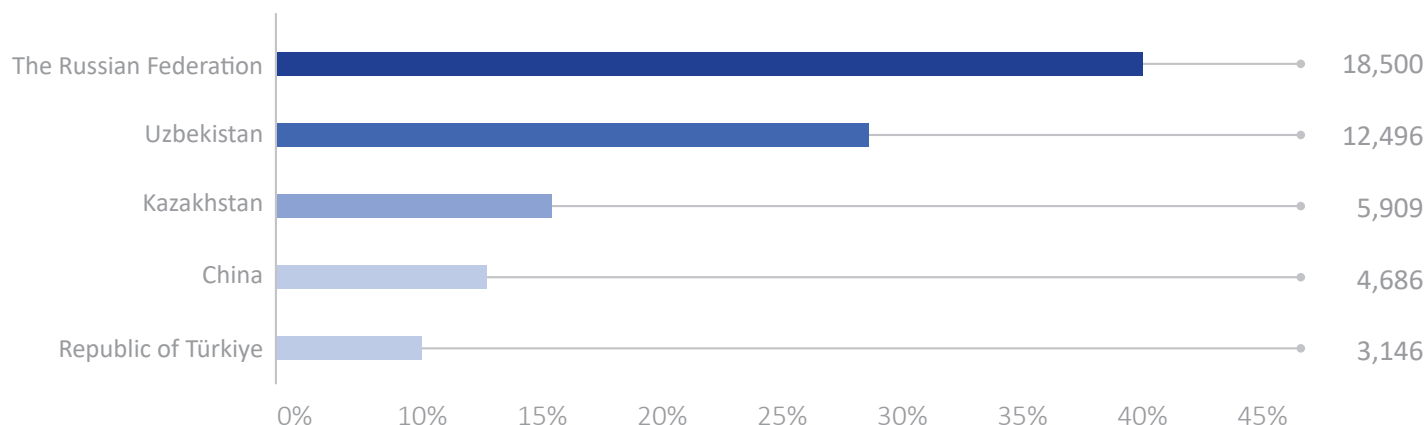
The type of migration for the majority of international migrants is seasonal (74 %). The other group of international migrants (23%) entered Kyrgyzstan for a longer term.

International Migrant | Annual Trends



The top three origin countries of international migrants are as follows: the largest number of migrants, totaling 18,500 individuals, originating from the Russian Federation; following closely, Uzbekistan contributed 12,496 migrants to Kyrgyzstan, and Kazakhstan ranks third with 5,909 migrants originating from the country.

International Migrant Worker by Nationality








## EMIGRATION

As of 2023, there were a total of 328,458 nationals of Kyrgyzstan residing outside the country. Among them, the majority were from Jalal-Abad Oblast, with 147,294 individuals, followed by Osh Oblast with 51,609 individuals, and Batken Oblast with 41,334 individuals. The primary destination country for Kyrgyz nationals was the Russian Federation, where 285,433 individuals had emigrated.

International Emigrants by Nationality





# RETURN MIGRANT WORKER SURVEY

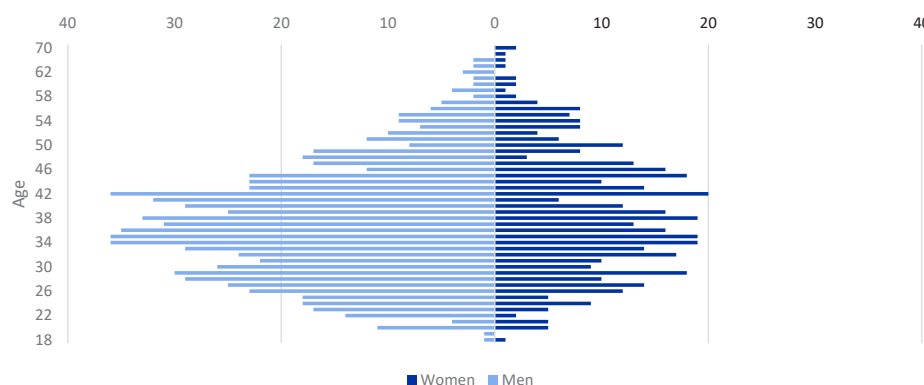
---



## SOCIO-ECONOMIC PROFILE OF RETURNED MIGRANT WORKERS

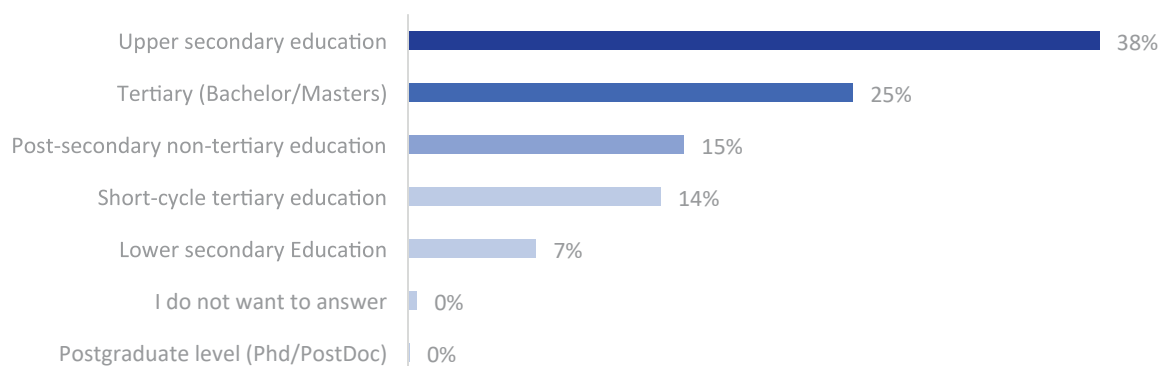
Sixty-five per cent of the surveyed return migrant workers are male and approximately one-third of the survey participants, or 35 per cent, are female migrants. The average age of the returned migrant workers is 38 years old. If we look at the age range, 65 per cent of the returned migrant workers are between 30 and 49 years old. Regarding marital status, 74 per cent of the returned migrant workers reported being married, while 14 per cent are single, 8 per cent are divorced, and 4 per cent are widowed. There are more male returned migrant workers (76%) who are married compared to female migrant workers (69%). In contrast, among those who are divorced, a higher percentage of female returned migrant workers (11%) are divorced compared to males (6%). Also, more female respondents are widowed (9%) compared to male (1%). As for the ethnicity of the surveyed returned migrant workers, 88 per cent are Kyrgyz, and 8 per cent are with Uzbek ethnicity.

### SEX AND AGE DISAGGREGATION



Over a third of the surveyed returned migrant workers (38%) have attained upper secondary education, while one in four returned migrant workers (25%) have completed tertiary education, obtaining a bachelor's or master's degree. Fifteen per cent of the migrant workers have secondary non-tertiary education while 14 per cent of the migrants have completed short-cycle tertiary education. Less than ten per cent of the returned migrant workers have lower secondary education. More male migrant workers (41%) have upper secondary education compared to female migrant workers (34%). However, more female migrant workers (30%) have obtained bachelor's or master's degrees compared to male migrant workers (22%). As for the field of education, the top five areas of education of the migrant workers include a) engineering, manufacturing, construction and architecture (24%), b) education, including teacher training and education science (16%), c) social sciences, journalism, administration, and law (12%), d), arts and humanities (11%), services (e.g., personal, transport, environmental protection, security) (11%), and e) natural sciences, mathematics, statistics, and computing (information and communication technologies) (11%). Engineering is a more common field of education for male migrant workers (31%) and teacher training and education services is a more common field of education for female migrant workers (23%).

### COMPLETED LEVEL OF EDUCATION



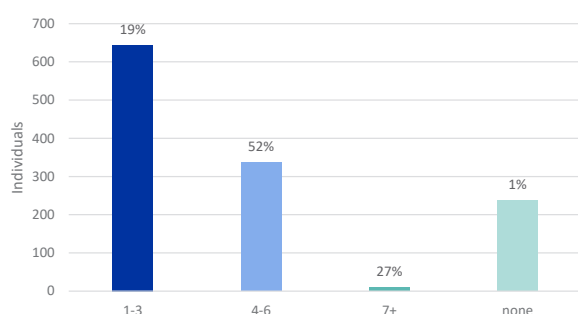


## SOCIO-ECONOMIC PROFILE OF RETURNED MIGRANT WORKERS

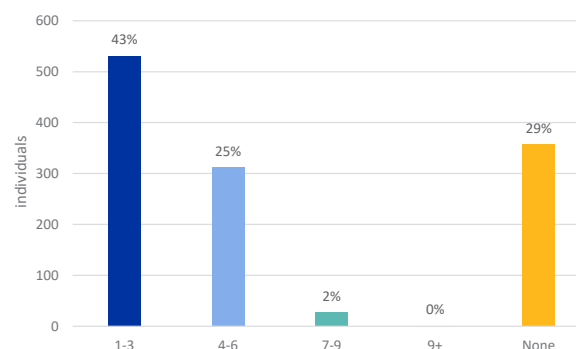
Eighty-one per cent of the respondents have children, with an average of three children per family. Eighteen per cent of the returned migrant workers have children living separately from them, either in the country they returned from or elsewhere.

Regarding dependents of migrant workers, 43 per cent reported having one or two dependents, 25 per cent have four to six dependents, and two per cent have seven to nine dependents. The remaining 29 per cent of the migrant workers do not have any dependents.

RETURN MIGRANTS WITH CHILDREN



RETURN MIGRANTS WITH DEPENDENTS



### MIGRATION EXPERIENCE

The Russian Federation remains the most popular destination for Kyrgyz migrant workers. Eighty-four per cent of the migrant workers have returned from the Russian Federation. The rest of the top five countries where migrant workers returned include the Republic of Türkiye (5%), Kazakhstan (4%), the United Arab Emirates (1%), and the United Kingdom (UK, 1%). Additionally, there is a list of 24 other countries from which migrant workers have returned, each contributing less than one percent.

The number of return migrant workers from the Russian Federation increased in 2023 compared to 2022. For example, of the total return migrants, 84 per cent were from the Russian Federation in 2024 whereas, in 2022, the portion was 81 per cent. As for the return migrant workers from Kazakhstan, the percentage decreased from eight per cent in 2022 to four per cent in 2023.

TABLE 1 TOP 5 COUNTRIES OF RETURN, 2023

Countries of Return	Individuals	Percentages
Russian Federation	1,030	84%
Republic of Türkiye	61	5%
Kazakhstan	54	4%
United Arab Emirates (the)	9	1%
United Kingdom	9	1%
Other countries	65	5%
Total	1,228	100%

Other countries of return include Germany, Poland, the Republic of Korea, Bulgaria, Japan, Czechia, Egypt, and others.

Ninety-five per cent of the returned migrant workers who originally left Kyrgyzstan for other countries did so for employment purposes. Among those who left for employment purposes, 82 per cent reported that the employment was for themselves, while in 14 per cent of cases, employment was for both surveyed migrants and their spouses. Only a small percentage of respondents (4%) said that employment was for a spouse, and they went for migration as companions. The remaining five per cent of migrants who originally left Kyrgyzstan for other purposes include education, visiting and/or reuniting with family and friends, family problems, tourism, and health problems.

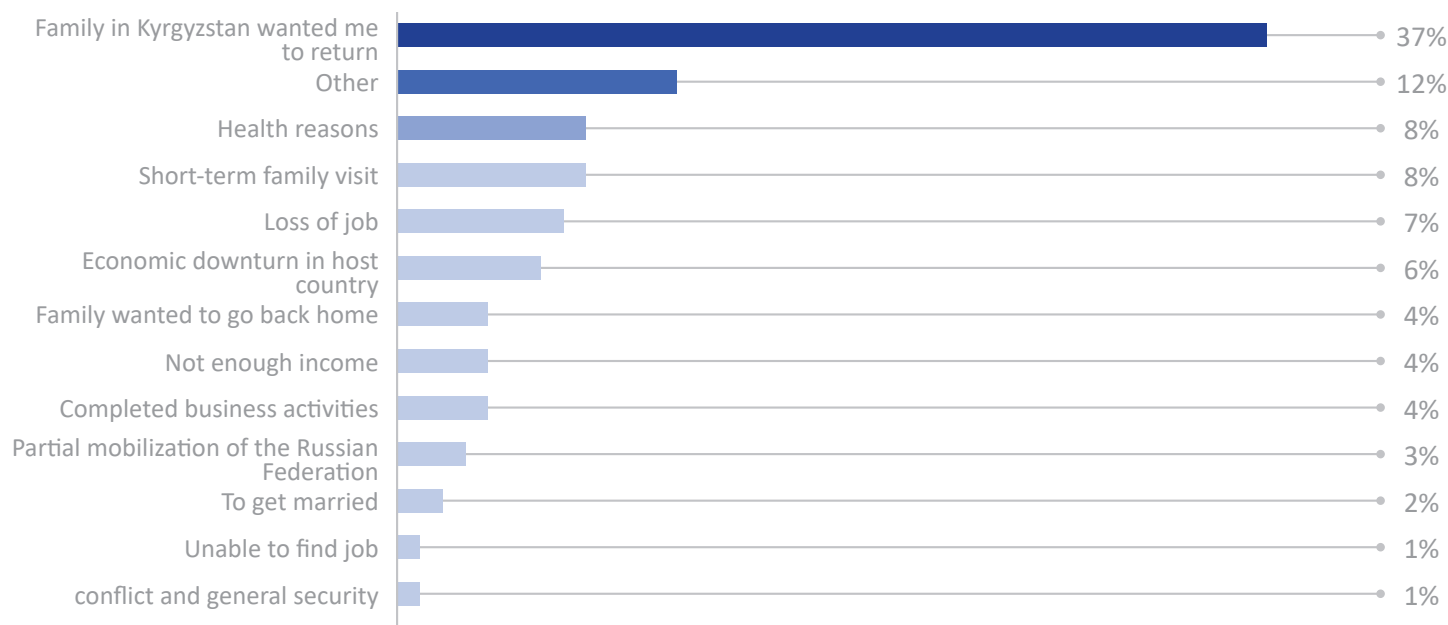




## REASONS FOR RETURN

Thirty-seven per cent of the migrant workers returned because family members in Kyrgyzstan asked them to come back or for short-term family visits (8%). Another eight per cent of the migrant workers returned due to health conditions. The next group of returned migrants (7%) had to return because they lost their jobs and another group (6%) reported that the economic downturn in host countries was the main reason for their return.

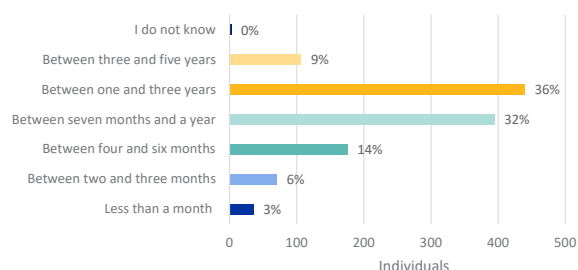
### REASONS FOR RETURN



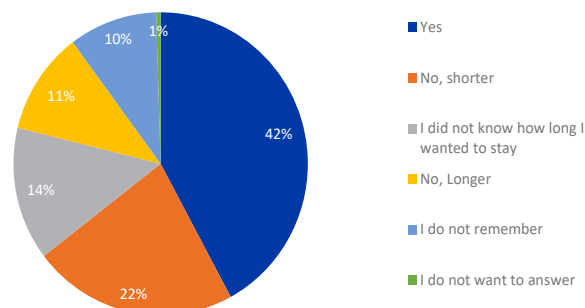
Of those surveyed, 36 per cent of migrant workers have been away from home for between one and three years. The next largest group comprises 32 per cent of migrants who have been away for between seven months and a year. Another group of migrants (14%) have been away for a shorter period, between four and six months. There is no significant difference between male and female migrant workers in the length of their stay abroad.

For nearly half of the survey respondents (42%), their actual length of stay matched their initial expectations. Twenty-two percent of migrant workers reported that they expected a shorter length of stay but circumstances required them to stay longer. Twenty-four per cent of return migrants did not know how long they would stay abroad or did not remember the planned length of stay. A smaller group of migrants (11%) had initially planned to stay abroad for a longer period than they actually did.

### ACTUAL LENGTH OF STAY



### ALIGNMENT WITH PLANNED LENGTH OF STAY



Sixty-seven per cent of the surveyed migrants reported that they chose the country they returned from because the income is higher there. This trend holds true for both male and female migrant workers. Other reasons mentioned by migrants include having previous experience in specific countries, having friends or family living there, or observing a significant presence of migrants from Kyrgyzstan.

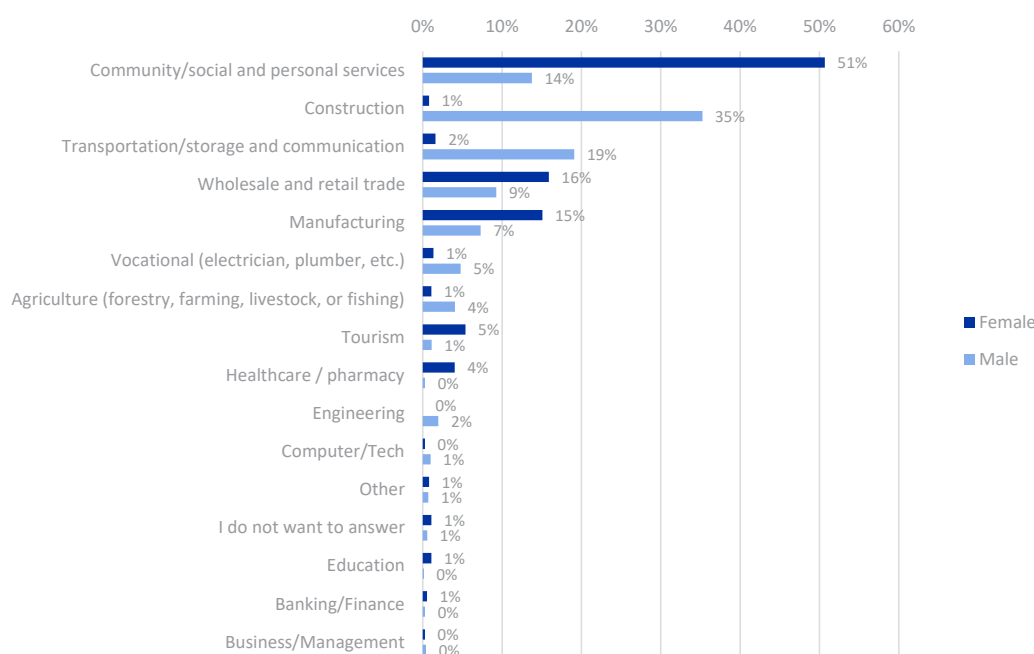


## EMPLOYMENT

Among the surveyed returned migrant workers, 41 per cent are sole or primary providers for their households or families. Among this group of migrant workers, 51 per cent of male migrant workers reported serving as primary providers, while 22 per cent of female migrant workers fulfill this role for their households or families. Additionally, only a small percentage of migrant workers (2%) chose not to respond to this question.

In the last place of residence in migration, 77 per cent of both male and female migrant workers have been employed in private organizations. Another eight per cent (regardless of gender) are employed in public organizations. Other migrant workers have been working for daily wages (7%), and self-employed (4%). About three per cent of the migrants were unemployed in their last place of residence. One in four of the migrant workers (26%) have worked in the community and personal service sector, and the next bigger group of migrants have worked in construction (23%), followed by the transportation, storage, or communication sector (13%). The remaining sectors include trade, vocational, manufacturing, tourism, engineering, and other sectors.

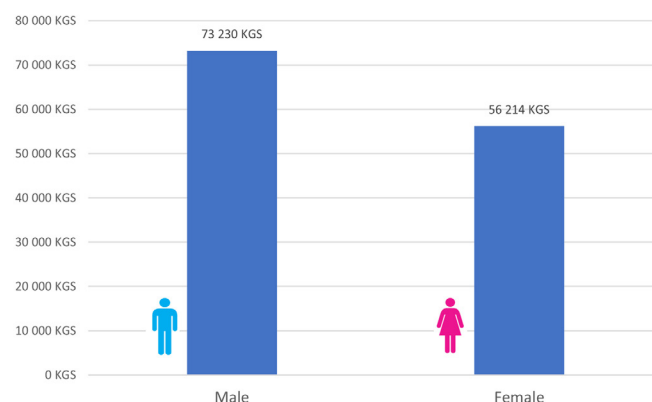
EMPLOYMENT SECTOR IN HOST COUNTRIES



On average, the personal income of a migrant worker in a host country was reported as 67,330 Kyrgyz soms (KGS)<sup>3</sup> (approximately United States Dollar (USD) 753) per month. On average female migrants earn 77 per cent of what male migrants earn in one month. Specifically, the average monthly income of female migrant workers is 56,214 KGS, while male migrants' average monthly income is 73,230 KGS.

The majority of the returned migrant workers (85%) acquire professional skills through work, regardless of gender, with one in five (20%) obtaining these skills through apprenticeships. Additionally, 16 per cent benefit from short-term training programmes. A smaller per cent of the returned migrant workers (7%) reported gaining professional skills through formal education.

AVERAGE INCOME IN HOST COUNTRIES



<sup>3</sup> 1USD=89.43KGS (National Bank Of The Kyrgyz Republic As Of February 7, 2023)

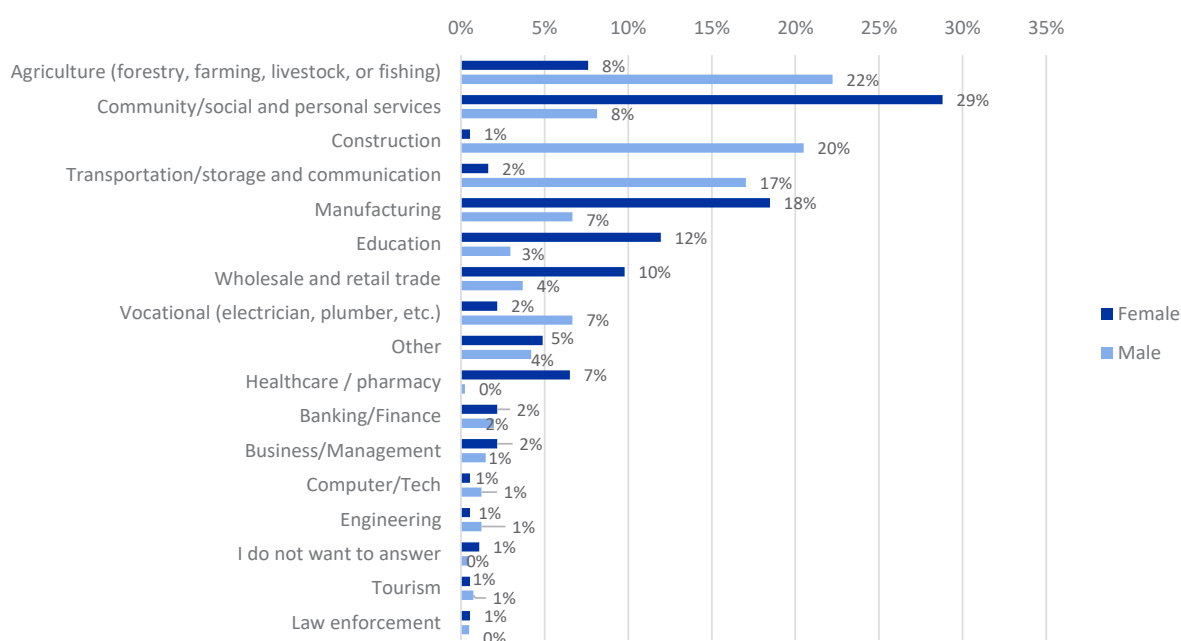


## CURRENT EMPLOYMENT

Half of the surveyed returned migrants (50%) are currently employed, with their employment status comprising work in private entities (22%), self-employment (14%), employment in public organizations (9%), and daily wage labor (5%). Among the unemployed migrants, one in four migrants (25%) are unemployed and not actively seeking employment, suggesting a potential inclination towards returning to labour migration, eight per cent are homemakers, ten per cent are unemployed, but actively looking for a job.

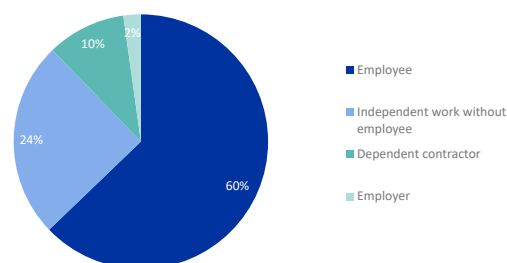
The top three employment sectors overall are agriculture (17%), services (14%), and construction (14%). However, employment sectors vary by gender. For male migrants, the top three sectors are agriculture (22%), construction (20%), and transportation (17%), whereas female migrants are primarily employed in services (29%), manufacturing (18%), and education (12%).

CURRENT EMPLOYMENT SECTOR BY GENDER



Among the returned migrant workers who are currently employees, nearly half (47%) of them are employed in formal positions, while slightly more than half (53%) work in informal sectors. Among female migrant workers, 50 per cent are engaged in formal employment, compared to 45 per cent of male migrants. Of the employed return migrant workers, 43 per cent reported that their employers contribute to their pension funds, while 54 per cent believe their employers do not. On average, return migrants in Kyrgyzstan earn about two and a half times less than they used to earn in the countries where they returned from, with an average monthly income of 29,030 KGS (about USD 325). Female return migrants earn approximately 85% of what male migrants earn per month."

EMPLOYMENT STATUS

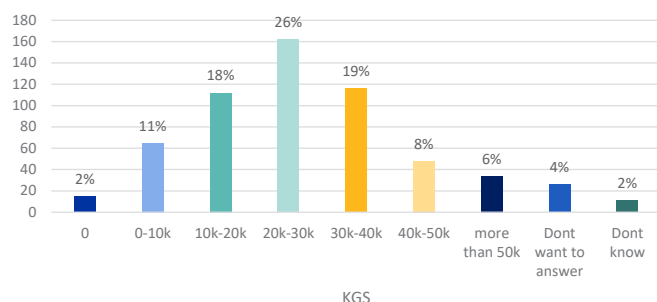




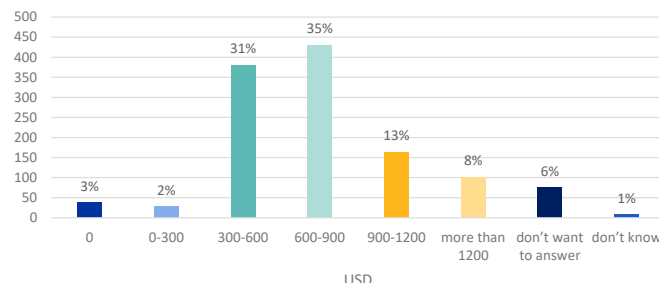


## CURRENT EMPLOYMENT

DISTRIBUTION OF CURRENT MONTHLY INCOME GROUPS



MONTHLY INCOME IN COUNTRY OF RETURN

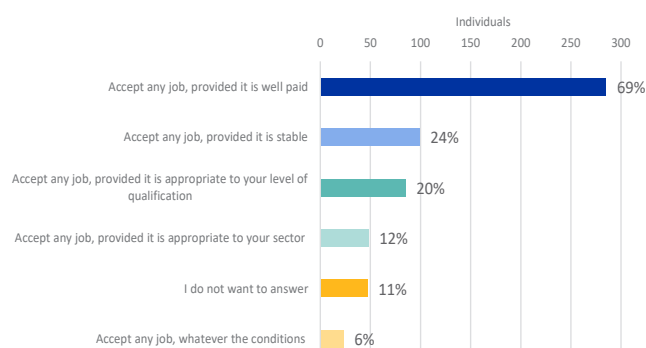


Fifty per cent of the respondents found their current job within one month, 35 per cent secured employment within two and six months. Both male and female migrants took roughly the same time to find work. Key challenges faced by returned migrants working in Kyrgyzstan include longer-than-agreed working hours (24%), low wages (21%), bureaucracy (8%), lack of appropriate working conditions (6%), skills mismatches (4%), among others.

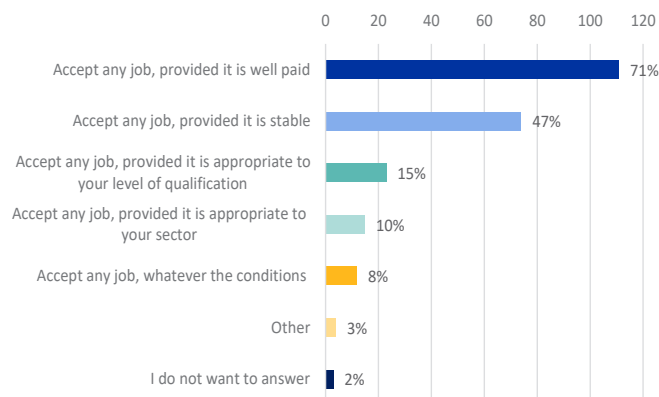
Among unemployed return migrants, 51 per cent have been job-hunting for up to one month ago, 28 per cent up to one year ago, and 13 per cent for over a year. Despite this, employment services aren't widely utilized. Eighty-four percent of unemployed migrants have never sought advice, help, or assistance from employment centers.

Key methods of looking for a job are contacting friends or relatives (77%)<sup>4</sup>, looking in newspapers and on the Internet (47%), directly applying for employers (31%), and checking at worksites, farms, factory gates, markets or any places (9%). As for the preference in accepting a job, 71 per cent would prefer accepting any job, provided it is well paid, another 47 per cent would prefer accepting any job, provided it is stable, which is two times more comparing to data of 2022, and 15 per cent prefer a job, provided it is appropriate to your level of qualification.

UNEMPLOYED | DESIRED TYPE OF WORK, 2022



UNEMPLOYED | DESIRED TYPE OF WORK, 2023



Education plays a crucial role in securing employment for return migrants. Twenty-three per cent of unemployed return migrants identify a lack of education as a barrier to finding a good job, with 25 per cent of male migrants and 21 per cent of female migrants reporting education as an obstacle. Additionally, 11 per cent of migrants cite limited work experience in their desired field as a key challenge, while 10 per cent indicate unsuitable vocational education as an obstacle. Other barriers include poor working conditions (8%), inadequate general education (8%), and language barriers (7%).

On average, unemployed migrants expect to earn approximately 49,000 KGS per month. Male migrants have higher salary expectations, with an average of 50,732 KGS, compared to female migrants' average expectation of 43,871 KGS. According to the National Statistical Committee of the Kyrgyz Republic, in 2021, the average per capita cash expenditure per person in Kyrgyzstan was 4,681 KGS<sup>5</sup> per month.

<sup>4</sup> Percentages are calculated based on the number of responses as respondents were free to choose more than one answer

<sup>5</sup> <https://www.stat.kg/ru/opendata/category/121/>

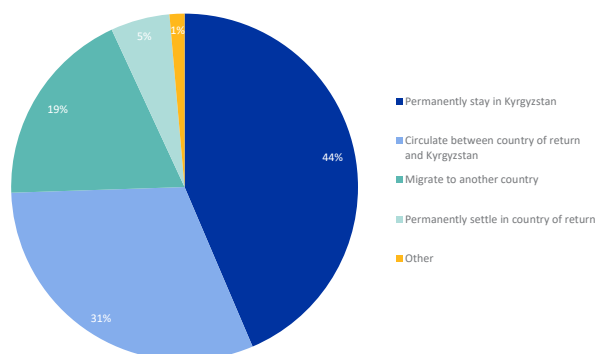


## FUTURE INTENTIONS

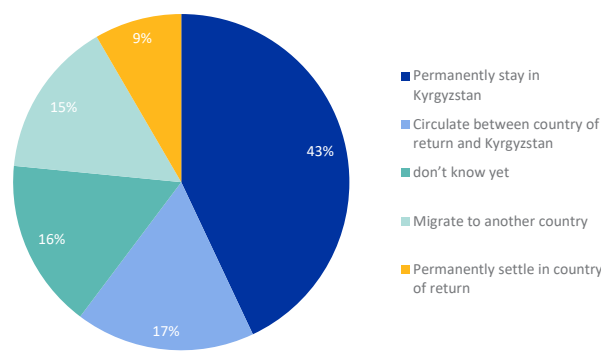
Forty-three per cent of the migrants intend to stay in Kyrgyzstan permanently. However, 17 per cent of the returned migrant workers plan to go back to the countries where they returned from, while nine per cent intend to settle there permanently. Another 15 per cent expect to migrate to a different country. The remaining migrants (16%) are unsure about their future migration plans.

When comparing future intentions of the returned migrant workers, those who intend to circulate between countries of return and Kyrgyzstan decreased by nearly half; from 31 per cent in 2022 to 17 per cent in 2023. In contrast, returned migrant workers who intend to migrate to another country increased from 15 per cent in 2022 to 19 per cent in 2023.

MIGRATION INTENTIONS, 2022

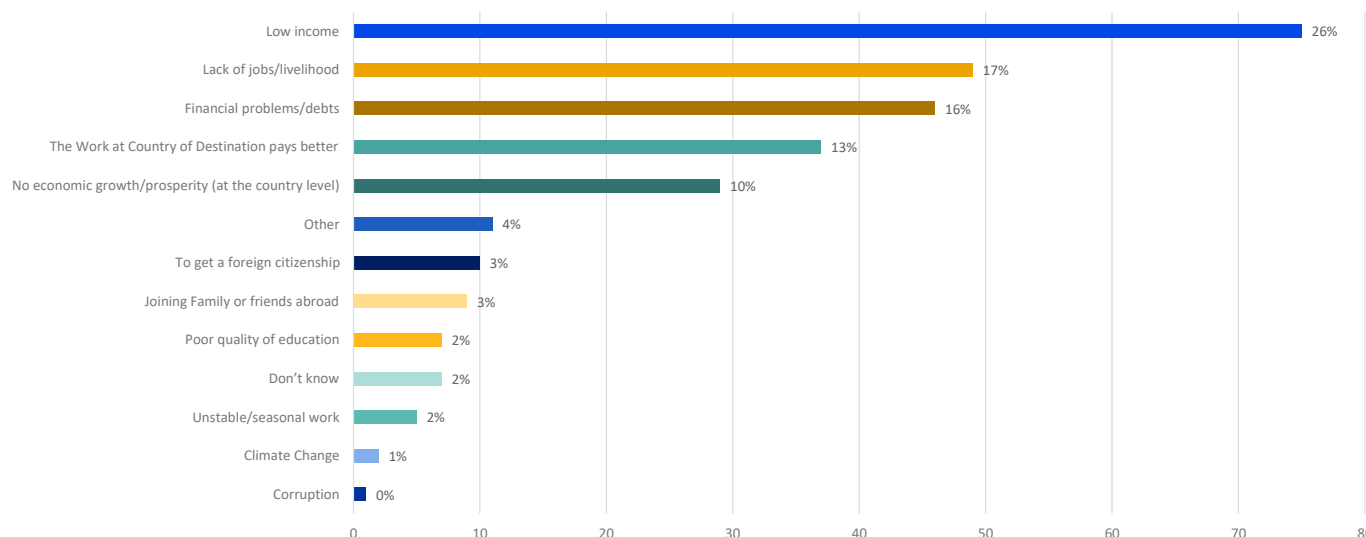


MIGRATION INTENTIONS, 2023



The returned migrant workers expressing a desire to remigrate indicated several key reasons for considering remigration. These include dissatisfaction with wages in Kyrgyzstan (26%), lack of job opportunities (17%), financial difficulties and debts (16%), and a perceived lack of prosperity in their home country (10%).

REASONS TO RE-MIGRATE



Twenty-eight per cent of migrants have not yet decided when they will return to migration. However, 21 per cent plan to migrate again within one to three months, while another 20 per cent intend to do so within four to six months. A small proportion of migrants (8%) plan to leave very soon, within a month. Nearly half of the migrants (47%) plan to return to Kyrgyzstan after their migration.

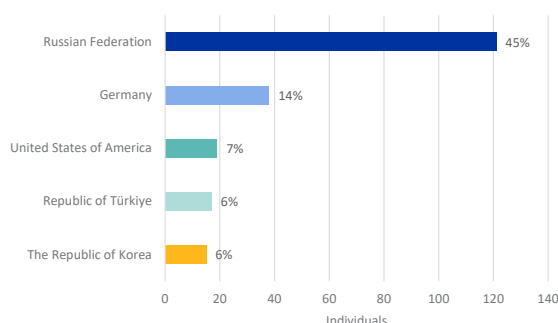
Sixty-two per cent of the surveyed returned migrant workers are traveling for migration alone and 17 per cent travel with spouses. There are more male migrants (66%) who travel alone compared to female migrants (46%). One in four of the female migrants (26%) travel for migration with their spouses. If migrants or their households, intending to migrate, decide to move to another country, their preferred destinations include the Russian Federation (28%), the USA (12%), Germany (8%), and the Republic of Türkiye (7%). More than half of the surveyed migrants (56%) indicated that they would choose these countries as the incomes in these countries are higher compared to incomes in Kyrgyzstan.



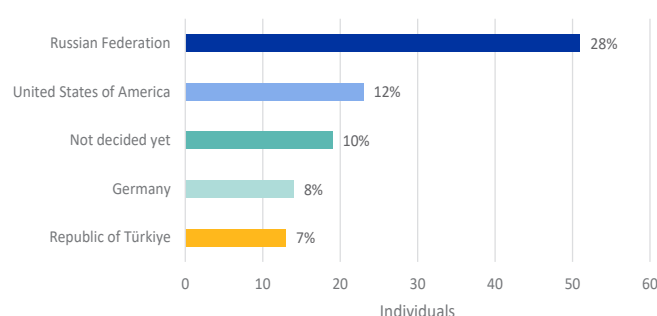
## FUTURE INTENTIONS

The survey data reveals a shift in the re-migration intentions of returned migrant workers. For instance, in 2022, 45 per cent of the migrants indicated the Russian Federation as their intended country of migration, whereas in 2023, only 28 per cent chose the Russian Federation. Additionally, there was an increase in the number of migrants intending to migrate to the USA, rising from seven per cent in 2022 to 12 per cent in 2023.

TOP COUNTRIES OF (INTENDED) RE-MIGRATION, 2022



MIGRATION INTENTIONS, 2023

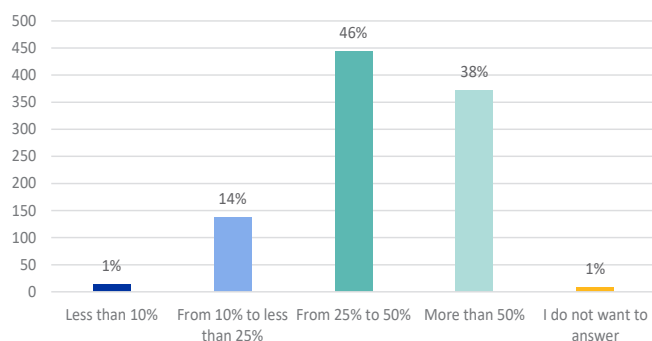


## REMITTANCES

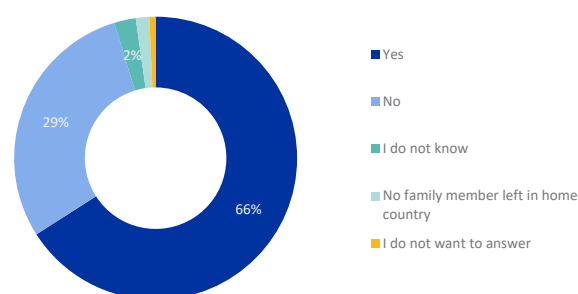
Remittances are the primary source of income for the majority of migrant workers (66%) families. During their stay in countries of return, 80 per cent of migrants regularly sent money back home. Among those who sent money, 70 per cent did so monthly, 19 per cent every three months, and nine per cent sent money back home several times a month. In 80 per cent of cases, the primary reason for sending money home was to support family, relatives, or friends in meeting basic expenses. Only a few migrant workers (2%) sent money to support their families in creating business opportunities.

Nearly half of migrant workers (46%) sent between 25 per cent and 50 per cent of their monthly income back home, while 38 per cent sent more than half of their income.

PERCENTAGE OF INCOME REMITTED



REMITTANCE | PRIMARY SOURCE OF INCOME FOR FAMILY



When it comes to methods of sending money, the majority of the returned migrant workers use money transfer operators' websites or apps (34%) and money transfer operators' offices in Kyrgyzstan (31%). Other common methods include sending money via bank offices (14%) and through friends and relatives (11%). The choice of money transfer methods also varies slightly depending on the country of return. For instance, sending money via money transfer operators' websites or apps is more common among migrants in the Russian Federation and Kazakhstan, while using money transfer operators' offices in Kyrgyzstan is more prevalent among those working in Türkiye and the UK. Additionally, sending money via friends and relatives using card-to-card transfers is more common among migrants working in the UK.

Thirty-five per cent of migrants chose specific methods of sending money because they consider it the safest option, while 31 per cent preferred a particular method because it was the fastest way of sending money.





## GENERAL WELL-BEING IN KYRGYZSTAN

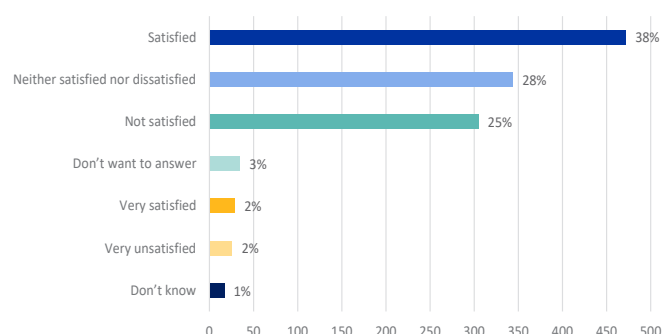
The majority of the surveyed returned migrant workers (67%) live with their families (spouse, children) and the other 24 per cent live with their parents. Sixty per cent live with three to six people together, 30 per cent live with one to three people, and ten per cent live with seven or more people together.

One in four of the migrant workers (25%) express dissatisfaction with their current economic situation, with an additional two per cent indicating they are very unsatisfied. Another 28 per cent report feeling neither satisfied nor unsatisfied. On the contrary, approximately 40 per cent of surveyed migrants find their economic situation satisfactory. Despite this, only 12 per cent of migrants report being able to afford their needs and save money. The majority (57%) can only afford essential goods or cover their needs without being able to save. Migrants dissatisfied with their economic situation cite various reasons, including the desire for higher income (27%), insufficient income to meet their needs (26%), and unemployment or difficulty finding a job (26%).

PERSONAL AVERAGE INCOME SUFFICIENCY



SATISFACTION WITH THE CURRENT ECONOMIC SITUATION



Although the majority of the migrants (72%) reported that they own housing, some migrants cannot afford to obtain a house for themselves. More than half of the migrants (52%) who do not own a house, find a lack of financial resources and high housing costs as an obstacle in buying or building a house.

Eighty-three per cent of the respondents reported that they can access health services. The remaining migrants reported that they do not have access to health services or they were not sure if they had access to health services or not. Among the migrants who reported having no access to health services, the main obstacles in accessing health services include they do not have money to pay for health services or they do not know where to go for health care services.

The data suggests that there is a need for continued awareness raising among migrants about existing public services and their rights. Although 56 per cent of the surveyed migrants feel that they are well informed about their rights regarding work, housing, education, personal safety, identity documents, and legal status, 21 per cent feel that they are not well informed while another 22 per cent were not sure if they are aware about their rights or not.

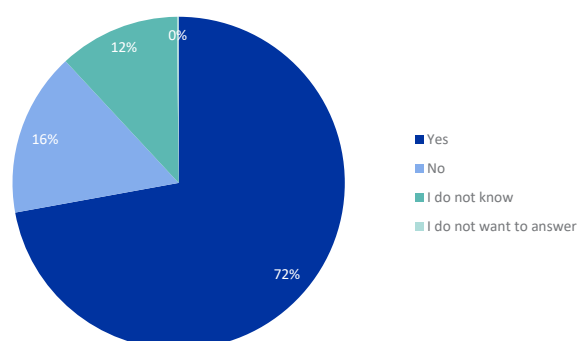
Relationships with migrant communities vary from respondent to respondent. Slightly more than half of the surveyed migrants (51%) feel that there is no interaction with migrant communities and the other 44 per cent feel that there is a good interaction.

### Impacts of imposed Sanctions

Of the migrants who are employed, 24 per cent feel that the ongoing economic crises have not affected their salaries, however, 18 per cent of the migrants' monthly salaries have been decreased, and a few migrants' (6%) salary has been increased. Fifty per cent of the migrants believe that the economic crises have affected their willingness to continue living and working in Kyrgyzstan.

Fifty-one per cent of the migrants have faced challenges in the last six months and among these migrants, 72 per cent believe that these are related to the ongoing economic crises. Key challenges related to this include increased prices (41%), insufficient income (20%), and lack of work or unemployment (19%).

CHALLENGES RELATED TO ONGOING ECONOMIC CRISES





Co-Funded by  
the European Union



Schweizerische Eidgenossenschaft  
Confédération suisse  
Confederazione Svizzera  
Confederaziun svizra

Swiss Agency for Development  
and Cooperation SDC